

# THAILANDIA HORECA INDUSTRY REPORT



20  
24

February 2024

**ITCA** 

ITALIAN TRADE AGENCY

Bangkok Office

## THAILAND – HORECA INDUSTRY

Agoda, a global digital travel platform, has revealed the top destinations globally in 2023 indicating a gradual return to normal international travel with Bangkok, Thailand as the 1<sup>st</sup> of the world's destination city<sup>1</sup>. The information from the Office of the Permanent Secretary, Thailand Ministry of Tourism and Sports, also revealed that from January to December 2023, Thailand attracted more than 28 million foreign tourists, generating an income around USD56 billion from foreign tourist spending. This emphasizes Bangkok as a popular tourist destination that cause the HORECA business group to grow in opposition to the domestic economic trend.

The HORECA business sector, encompassing hotels, restaurants, cafes, and catering establishments, has demonstrated swift post-COVID19 recovery, experiencing growth in various dining channels such as bars, coffee shops, restaurants, food trucks, takeout services, and home delivery. This growth has not only attracted foreign tourists but also the local Thai population. The market value of HORECA industry accounted around USD27 billion in 2022 and is expected to expand 10-20% per year. The market is divided into 54% hotels, 40% restaurants, and 6% coffee, bakery, and ice cream.

- In August 2023, the number of registered hotel and accommodation businesses in Thailand as corporate entities totals 12,826, accounting for 1.45% of all businesses<sup>2</sup>. These businesses have a capital value of USD16.87 billion, representing 2.86% of all businesses in Thailand. The majority of hotel and accommodation entrepreneur operates as limited companies, numbering 11,359, accounting for 88.56% of the total, with a capital value of USD15.93 billion. Among these, a significant portion, 12,190, are small-sized enterprises (S), comprising 95.04% of the total. The remaining businesses consist of 514 medium-sized enterprises (M), representing 4.01%, and 122 large-sized enterprises (L), accounting for 0.95%.
- During the period from June 2022 to June 2023, the Thai restaurant market experienced a 13.6% growth in new restaurant openings, with the number of establishments increasing from 598,693 to 680,190 with the market value amounted approximately USD12.09 billion in 2023<sup>3</sup>. Meanwhile, the catering business has data from the is expected to have a market value of around USD23.4 million in the same year.<sup>4</sup>
- For café sector in between 2022-2023, coffee has the largest shares of value around USD1.65 billion (58.8%), and the market share for mid-range coffee is the highest, amounting to % of the total market. Bakery and ice cream have similar proportions around USD823.97 million (29.4%) and around USD329.57 million (11.7%), respectively.<sup>5</sup>

The largest supermarket chains, including Central and The Mall Group (Gourmet Market), organize the promotion of Italian food products at least once a year, expanding their offer with new proposals. In addition, many GDOs for examples Central, The Mall, Bic C and Tesco Lotus and others in the HORECA sector also recovered both in the capital, Bangkok, and in other large cities such as Phuket, Chonburi and Chiang Mai.

<sup>1</sup> <https://mgonline.com/travel/detail/9650000068310>

<sup>2</sup> Department of Business Development (DBD)

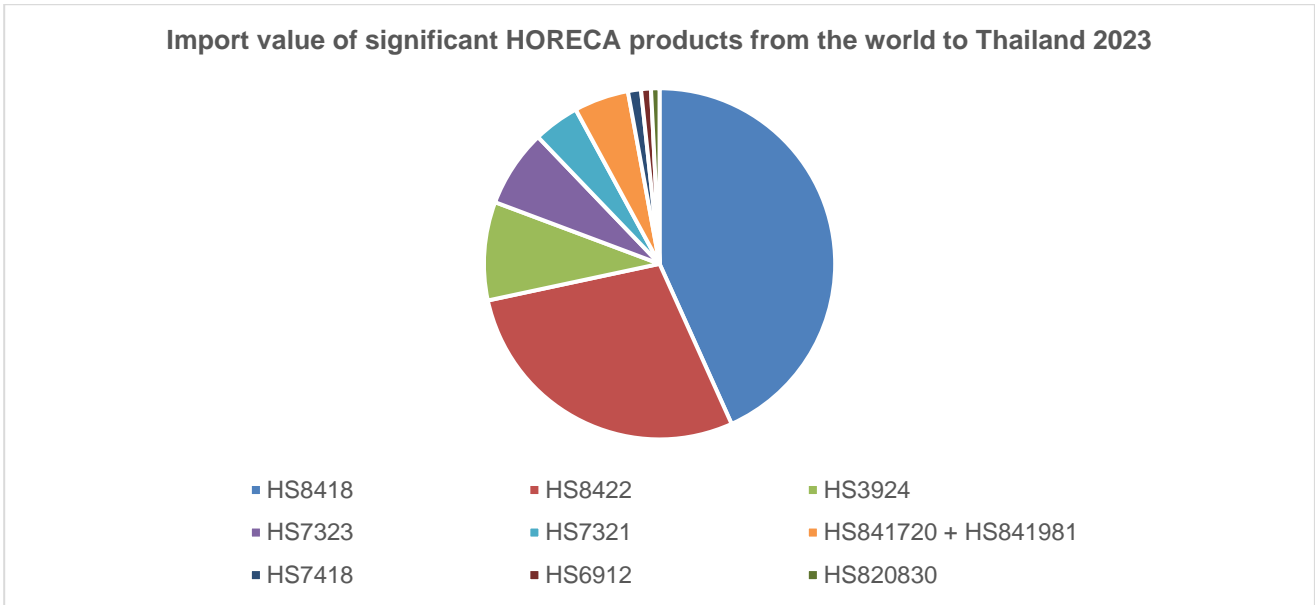
<sup>3</sup> LINE MAN Wongnai, 2023

<sup>4</sup> TTB Analytics, 2023

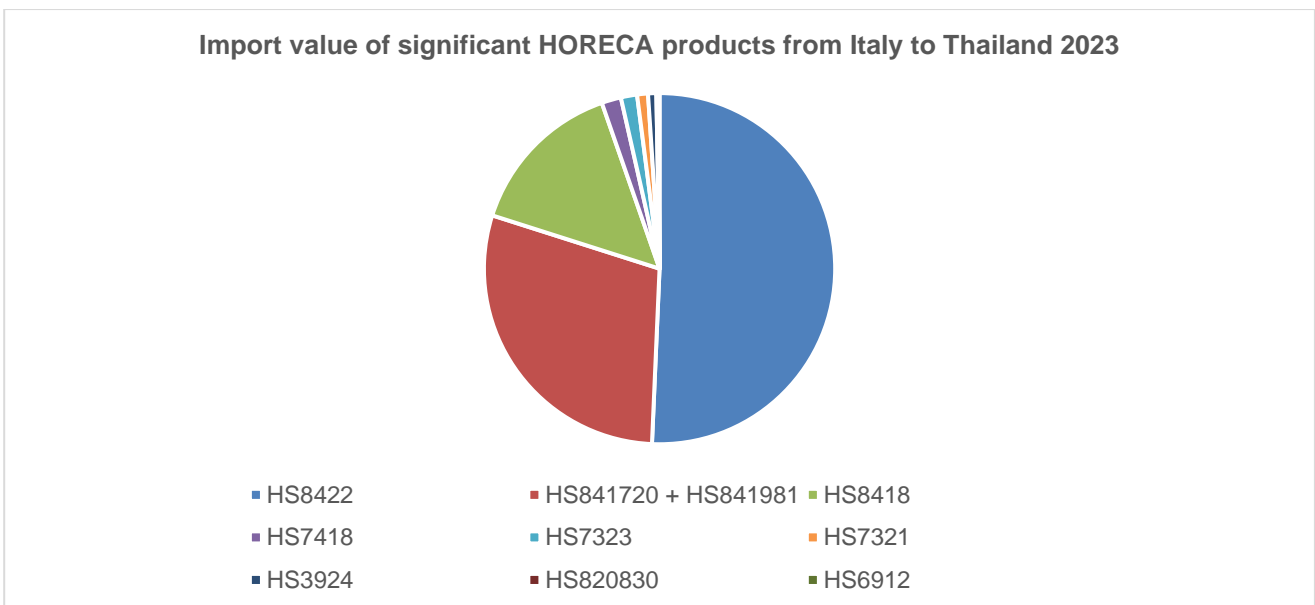
<sup>5</sup> <https://www.thansettakij.com/business/tourism/543823>

### Import of significant HORECA products to Thailand from the world and Italy (2021-2023)

At the end of 2023, we point out an import of HORECA products<sup>6</sup> from the world to Thailand reached a value of approximately 1.125 billion USD, decrease of -2.89% over the previous year. The same year, according to data from the local Ministry of Commerce, imports of HORECA products from Italy reached a value of 83.40 million USD; increasing 12.87% from 2022, accounted for 7.41% of overall Thailand import of HORECA products from the world (2<sup>nd</sup> ranking).



Source: Thailand Ministry of Commerce



Source: Thailand Ministry of Commerce

<sup>6</sup> HS8418, HS8422, HS3924, HS7323, HS7321, HS841720, HS841981, HS7418, HS6912, HS820830

In this case, the trade balance of the significant HORECA products between Thailand and the world in 2023 is +USD1.81 billion, divided into USD1.12 billion of import amount (-2.89% yoy) and USD2.93 billion (-2.82% yoy) of export amount. Meanwhile, the trade balance of HORECA products between Thailand and Italy is -USD63.87 million in 2023, divided into USD83.40 billion of import amount (-12.87% yoy) and USD19.52 million (+6.03% yoy) of export amount.

Import statistics by HS code

HS8418	Refrigerators, freezers and other refrigerating or freezing equipment, electric or other; heat pumps other than air conditioning machines of heading 84.15
HS8422	Dish washing machines; machinery for cleaning or drying bottles or other containers; machinery for filling, closing, sealing or labelling bottles, cans, boxes, bags or other containers; machinery for capsuling bottles, jars, tubes and similar containers; other packing or wrapping machinery (including heat-shrink wrapping machinery); machinery for aerating beverages
HS3924	Tableware, kitchenware, other household articles and hygienic or toilet articles, of plastics
HS7323	Table, kitchen or other household articles and parts thereof, of iron or steel; iron or steel wool; pot scourers and scouring or polishing pads, gloves and the like, of iron or steel (HS7323)
HS7321	Stoves, ranges, grates, cookers (including those with subsidiary boilers for central heating), barbecues, braziers, gas-rings, plate warmers and similar non-electric domestic appliances, and parts thereof, of iron or steel
HS841720 + HS841981	Bakery ovens, including biscuit ovens + oven for making hot drinks or for cooking or heating food:
HS7418	Table, kitchen or other household articles and parts thereof, of copper; pot scourers and scouring or polishing pads, gloves and the like, of copper; sanitary ware and parts thereof, of copper
HS6912	Ceramic tableware, kitchenware, other household articles and toilet articles, other than of porcelain or china
HS820830	Knives and cutting blades, for machines or for mechanical appliances - For kitchen appliances or for machines used by the food industry

**Import of significant HORECA products to Thailand from the world (2021-2023)**

No.	Description	Value: USD			Market Share (%)			Growth 2023/22 (%)
		2021	2022	2023	2021	2022	2023	
1	Refrigerators, freezers and other refrigerating or freezing equipment, electric or other; heat pumps other than air conditioning machines of heading 84.15 (HS8418)	462,810,340	468,961,203	486,865,011	39.62	40.48	43.27	3.82
2	Dish washing machines; machinery for cleaning or drying bottles or other containers; machinery for filling, closing, sealing or labelling bottles, cans, boxes, bags or other containers; machinery for capsuling bottles, jars, tubes and similar containers; other packing or wrapping machinery (including heat-shrink wrapping machinery); machinery for aerating beverages (HS8422)	295,632,265	309,865,980	319,300,876	25.31	26.74	28.38	3.04
3	Tableware, kitchenware, other household articles and hygienic or toilet articles, of plastics (HS3924)	106,533,731	126,193,899	101,986,993	9.12	10.89	9.06	-19.18
4	Table, kitchen or other household articles and parts thereof, of iron or steel; iron or steel wool; pot scourers and scouring or polishing pads, gloves and the like, of iron or steel (HS7323)	118,036,673	86,576,215	80,178,395	10.10	7.47	7.13	-7.39
5	Stoves, ranges, grates, cookers (including those with subsidiary boilers for central heating), barbecues, braziers, gas-rings, plate warmers and similar non-electric domestic appliances, and parts thereof, of iron or steel (HS7321)	89,750,550	75,209,797	47,750,222	7.68	6.49	4.24	-36.51
6	Bakery ovens, including biscuit ovens + oven for making hot drinks or for cooking or heating food: (HS841720 + HS841981)	64,336,010	55,922,633	56,590,561	5.51	4.83	5.03	1.19
<b>No</b>	<b>Description</b>	<b>Value: USD</b>			<b>Market Share (%)</b>			<b>Growth 2023/22</b>

		2021	2022	2023	2021	2022	2023	(%)
7	Table, kitchen or other household articles and parts thereof, of copper; pot scourers and scouring or polishing pads, gloves and the like, of copper; sanitary ware and parts thereof, of copper (HS7418)	15,764,172	15,601,164	13,471,651	1.35	1.35	1.20	-13.65
8	Ceramic tableware, kitchenware, other household articles and toilet articles, other than of porcelain or china (HS6912)	6,434,047	10,390,538	10,244,149	0.55	0.90	0.91	-1.41
9	Knives and cutting blades, for machines or for mechanical appliances - For kitchen appliances or for machines used by the food industry (HS820830)	8,950,938	9,915,648	8,769,014	0.77	0.86	0.78	-11.56
<b>Total (9)</b>		<b>1,168,248,726</b>	<b>1,158,637,077</b>	<b>1,125,156,872</b>	<b>-</b>			<b>-2.89%</b>

Source: Thailand Ministry of commerce

USD, %

**Import of significant HORECA products to Thailand from Italy (2021-2023)**

No.	Description	Value: USD			Market Share (%)			Growth 2023/22
		2021	2022	2023	2021	2022	2023	Percent
1	Dish washing machines; machinery for cleaning or drying bottles or other containers; machinery for filling, closing, sealing or labelling bottles, cans, boxes, bags or other containers; machinery for capsuling bottles, jars, tubes and similar containers; other packing or wrapping machinery (including heat-shrink wrapping machinery); machinery for aerating beverages (HS8422)	36,814,557	33,223,312	42,281,964	43.93	44.96	50.69	27.27
2	Bakery ovens, including biscuit ovens + oven for making hot drinks or for cooking or heating food: (HS841720 + HS841981)	29,506,435	19,564,244	24,371,171	35.21	26.48	29.22	24.57
No.	Description	Value: USD			Market Share (%)			Growth 2023/22
		2021	2022	2023	2021	2022	2023	Percent

3	Refrigerators, freezers and other refrigerating or freezing equipment, electric or other; heat pumps other than air conditioning machines of heading 84.15 (HS8418)	10,496,307	13,825,327	12,308,996	12.52	18.71	14.76	-10.97
4	Table, kitchen or other household articles and parts thereof, of copper; pot scourers and scouring or polishing pads, gloves and the like, of copper; sanitary ware and parts thereof, of copper (HS7418)	4,984,256	4,045,212	1,489,390	5.95	5.47	1.79	-63.18
5	Table, kitchen or other household articles and parts thereof, of iron or steel; iron or steel wool; pot scourers and scouring or polishing pads, gloves and the like, of iron or steel (HS7323)	876,437	1,503,688	1,244,571	1.05	2.03	1.49	-17.23
6	Stoves, ranges, grates, cookers (including those with subsidiary boilers for central heating), barbecues, braziers, gas-rings, plate warmers and similar non-electric domestic appliances, and parts thereof, of iron or steel (HS7321)	485,729	694,205	833,017	0.58	0.94	1.00	20.00
7	Tableware, kitchenware, other household articles and hygienic or toilet articles, of plastics (HS3924)	439,408	504,255	629,733	0.52	0.68	0.76	24.88
8	Knives and cutting blades, for machines or for mechanical appliances - For kitchen appliances or for machines used by the food industry (HS820830)	106,725	418,229	125,387	0.13	0.57	0.15	-70.02
9	Ceramic tableware, kitchenware, other household articles and toilet articles, other than of porcelain or china (HS6912)	95,864	115,394	120,462	0.11	0.16	0.14	4.39
<b>Total (9)</b>		<b>83,805,718</b>	<b>73,893,866</b>	<b>83,404,691</b>	<b>-</b>			<b>12.87</b>

Source: Thailand Ministry of commerce

## Import statistics and Customs Tariffs of significant HORECA products to Thailand from the world and Italy

### Remarks

*This report provided only the import tariff of Customs Department but did not include other types of tariffs. Since*

some products also have a specific authority apart from Customs Department that requires for additional tax payment for example Excise Department; or being regulate under specific agreement for example WTO, it is suggested that importer should contact the related authority to consult for the total import tariff that might vary by condition.

**Overall HORECA products<sup>7</sup>**

USD, %

No	Country	Value: USD			Share (%)			Growth rate (%)	
		2021	2022	2023	2021	2022	2023	2022/21	2023/22
<b>World</b>		<b>1,168,248,726</b>	<b>1,158,637,077</b>	<b>1,125,156,871</b>	<b>100</b>	<b>100</b>	<b>100</b>	<b>-0.82</b>	<b>-2.89</b>
1	<b>China</b>	669,830,334	672,995,823	674,379,540	57.34	58.09	59.94	0.47	0.21
2	<b>Italy</b>	83,805,718	73,893,867	83,404,691	7.17	6.38	7.41	-11.83	12.87
3	<b>Japan</b>	84,143,894	77,088,041	66,062,423	7.20	6.65	5.87	-8.39	-14.30
4	<b>Germany</b>	53,764,996	58,447,670	65,570,227	4.60	5.04	5.83	8.71	12.19
5	<b>United States</b>	31,789,374	31,495,722	31,223,200	2.72	2.72	2.78	-0.92	-0.87
6	<b>Vietnam</b>	19,402,904	21,566,174	23,760,328	1.66	1.86	2.11	11.15	10.17
7	<b>South Korea</b>	29,003,454	27,575,734	22,028,986	2.48	2.38	1.96	-4.92	-20.11
8	<b>Indonesia</b>	34,562,260	28,615,001	21,850,596	2.96	2.47	1.94	-17.21	-23.64
9	<b>Taiwan</b>	19,690,189	17,509,345	16,209,979	1.69	1.51	1.44	-11.08	-7.42
10	<b>Malaysia</b>	17,745,459	22,625,968	15,932,842	1.52	1.95	1.42	27.50	-29.58

Source: Thailand Ministry of Commerce

**1. Ovens**

**Bakery ovens, including biscuit ovens**

General rate: 5%; Ceiling rate: 30%

<sup>7</sup> HS8418, HS8422, HS3924, HS7323, HS7321, HS841720+841981, HS7418, HS6912, HS820830



HS Code 841720 : Bakery ovens, including biscuit ovens

**Ovens for making hot drinks or for cooking or heating food**

General rate: Exempted; Ceiling rate: 30%

HS Code 841981 : Ovens for making hot drinks or for cooking or heating food

HS Code 84198110 Electrically operated

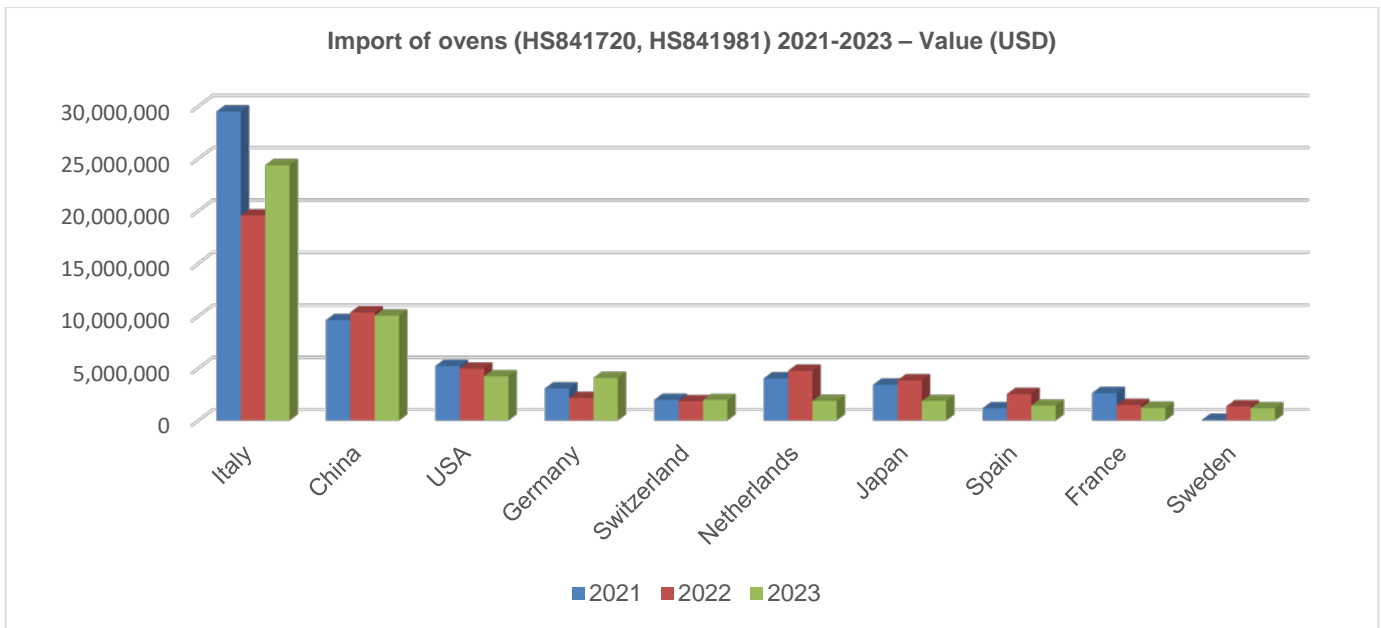
HS Code 84198120 Not electrically operated

**Import of ovens (HS841720, HS841981) 2021-2023 – Value (USD)**

USD, %

No	Country	Value: USD			Share (%)			Growth rate (%)	
		2021	2022	2023	2021	2022	2023	2022 /21	2023 /22
	<b>World</b>	<b>64,336,010</b>	<b>55,922,633</b>	<b>56,590,561</b>	<b>100</b>	<b>100</b>	<b>100</b>	<b>-13.08</b>	<b>1.19</b>
1	<b>Italy</b>	29,506,435	19,564,244	24,371,171	45.86	34.98	43.07	-33.69	24.57
2	<b>China</b>	9,609,222	10,355,589	10,041,528	14.94	18.52	17.74	7.77	-3.03
3	<b>USA</b>	5,226,258	4,975,059	4,239,404	8.12	8.90	7.49	-4.81	-14.79
4	<b>Germany</b>	3,071,091	2,158,489	4,077,701	4.77	3.86	7.21	-29.72	88.91
5	<b>Switzerland</b>	1,979,896	1,847,176	1,966,479	3.08	3.30	3.47	-6.70	6.46
6	<b>Netherlands</b>	4,028,947	4,755,698	1,875,383	6.26	8.50	3.31	18.04	-60.57
7	<b>Japan</b>	3,427,034	3,843,159	1,866,001	5.33	6.87	3.30	12.14	-51.45
8	<b>Spain</b>	1,176,244	2,537,984	1,425,241	1.83	4.54	2.52	115.77	-43.84
9	<b>France</b>	2,637,032	1,487,032	1,205,619	4.10	2.66	2.13	-43.61	-18.92
10	<b>Sweden</b>	57,192	1,354,758	1,176,804	0.09	2.42	2.08	2,268.79	-13.14

Source: Thailand Ministry of Commerce



Source: Thailand Ministry of Commerce

## 2. Dish washing machines

### Dish washing machines

General rate: Exempted; Ceiling rate: 30%

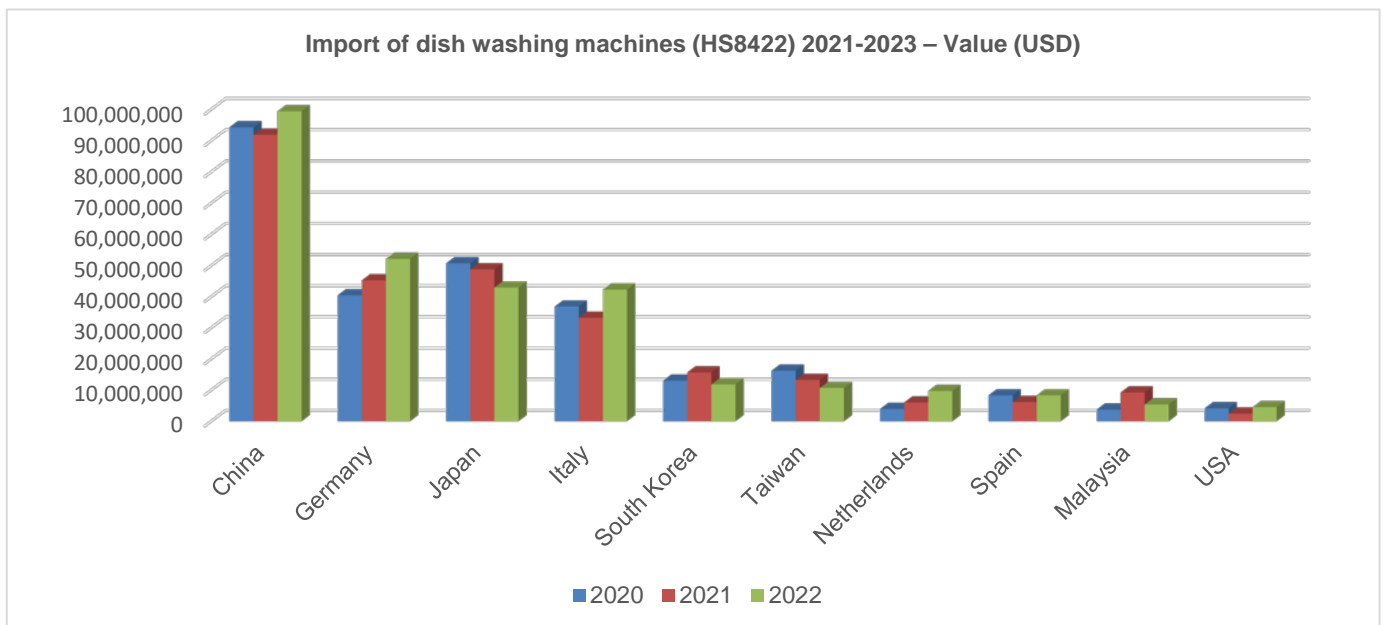
HS Code 8422	:Dish washing machines; machinery for cleaning or drying bottles or other containers; machinery for filling, closing, sealing or labeling bottles, cans, boxes, bags or other containers; machinery for capsuling bottles, jars, tubes and similar containers; other packing or wrapping machinery (including heat-shrink wrapping machinery); machinery for aerating beverages
HS Code 84221100	:Dish washing machines : Of the household type
HS Code 84221900	:Dish washing machines : Other
HS Code 84222000	:Machinery for cleaning or drying bottles or other containers
HS Code 84223000	:Machinery for filling, closing, sealing or labeling bottles, cans, boxes, bags or other containers; machinery for capsuling bottles, jars, tubes and similar containers; machinery for aerating beverages
HS Code 84224000	:Other packing or wrapping machinery (including heat-shrink wrapping machinery)
HS Code 842290	:Parts
HS Code 84229010	:Parts : Of machines of subheading 8422.11
HS Code 84229090	:Parts : Other

**Import of dish washing machines (HS8422) 2021-2023 – Value (USD)**

USD, %

No	Country	Value: USD			Share (%)			Growth rate (%)	
		2021	2022	2023	2021	2022	2023	2022 /21	2023 /22
<b>World</b>		<b>295,632,265</b>	<b>309,865,980</b>	<b>319,300,876</b>	<b>100</b>	<b>100</b>	<b>100</b>	<b>4.81</b>	<b>3.04</b>
1	<b>China</b>	94,227,313	91,859,169	99,373,808	31.87	29.64	31.12	-2.51	8.18
2	<b>Germany</b>	40,462,477	45,247,168	52,141,568	13.69	14.60	16.33	11.83	15.24
3	<b>Japan</b>	50,747,094	48,778,465	42,927,636	17.17	15.74	13.44	-3.88	-11.99
4	<b>Italy</b>	36,814,557	33,223,312	42,281,964	12.45	10.72	13.24	-9.75	27.27
5	<b>South Korea</b>	13,032,243	15,656,357	11,816,639	4.41	5.05	3.70	20.14	-24.52
6	<b>Taiwan</b>	16,217,841	13,265,761	10,669,039	5.49	4.28	3.34	-18.20	-19.57
7	<b>Netherlands</b>	3,933,110	5,999,268	9,704,883	1.33	1.94	3.04	52.53	61.77
8	<b>Spain</b>	8,319,593	6,156,031	8,297,375	2.81	1.99	2.60	-26.01	34.78
9	<b>Malaysia</b>	3,735,825	9,230,428	5,380,568	1.26	2.98	1.69	147.08	-41.71
10	<b>USA</b>	4,133,292	2,443,340	4,501,964	1.40	0.79	1.41	-40.89	84.25

Source: Thailand Ministry of Commerce



Source: Thailand Ministry of Commerce

### 3. Refrigerators

#### Customs Tariffs

General rate: 30%; Ceiling rate: 60%

HS Code 8418	: Refrigerators, freezers and other refrigerating or freezing equipment, electric or other; heat pumps other than air conditioning machines of heading 84.15
HS Code 841810	: - Combined refrigerator-freezers, fitted with separate external doors or drawers, or combinations thereof - - Fitted with separate external doors only :
HS Code 84181031	: - - - Household type, of a capacity not exceeding 230 l
HS Code 84181032	: - - - Other household type, of a capacity exceeding 230 l
HS Code 84181039	: - - - Other
HS Code 84181040	: - Combined refrigerator-freezers, fitted with separate external doors or drawers, or combinations thereof - - Other, of a kind suitable for medical, surgical or laboratory use :
HS Code 84181091	: - - - Display counters, show-cases and the like, incorporating refrigerating equipment, of a capacity exceeding 200 l
HS Code 84181099	: - - - Other
HS Code 841821	: - Refrigerators, household type - - Compression-type :
HS Code 84182110	: - - - Of a capacity not exceeding 230 l
HS Code 84182190	: - - - Other
HS Code 84182900	: - Refrigerators, household type - - Other
HS Code 841830	: - Freezers of the chest type, not exceeding 800 l capacity :
HS Code 84183010	: - - Of a capacity not exceeding 200 l
HS Code 84183090	: - - Other
HS Code 841840	: - Freezers of the upright type, not exceeding 900 l capacity :
HS Code 84184010	: - - Of a capacity not exceeding 200 l
HS Code 84184090	: - - Other
HS Code 841850	: - Other furniture (chests, cabinets, display counters, show-cases and the like) for storage and display, incorporating refrigerating or freezing equipment - - Display counters, show-cases and the like, incorporating refrigerating equipment, of a capacity exceeding 200 l :
HS Code 84185011	: - - - Of a kind suitable for medical, surgical or laboratory use
HS Code 84185019	: - - - Other
HS Code 84185091	: - Other furniture (chests, cabinets, display counters, show-cases and the like) for storage and display, incorporating refrigerating or freezing equipment - - Other - - - Of a kind suitable for medical, surgical or laboratory use

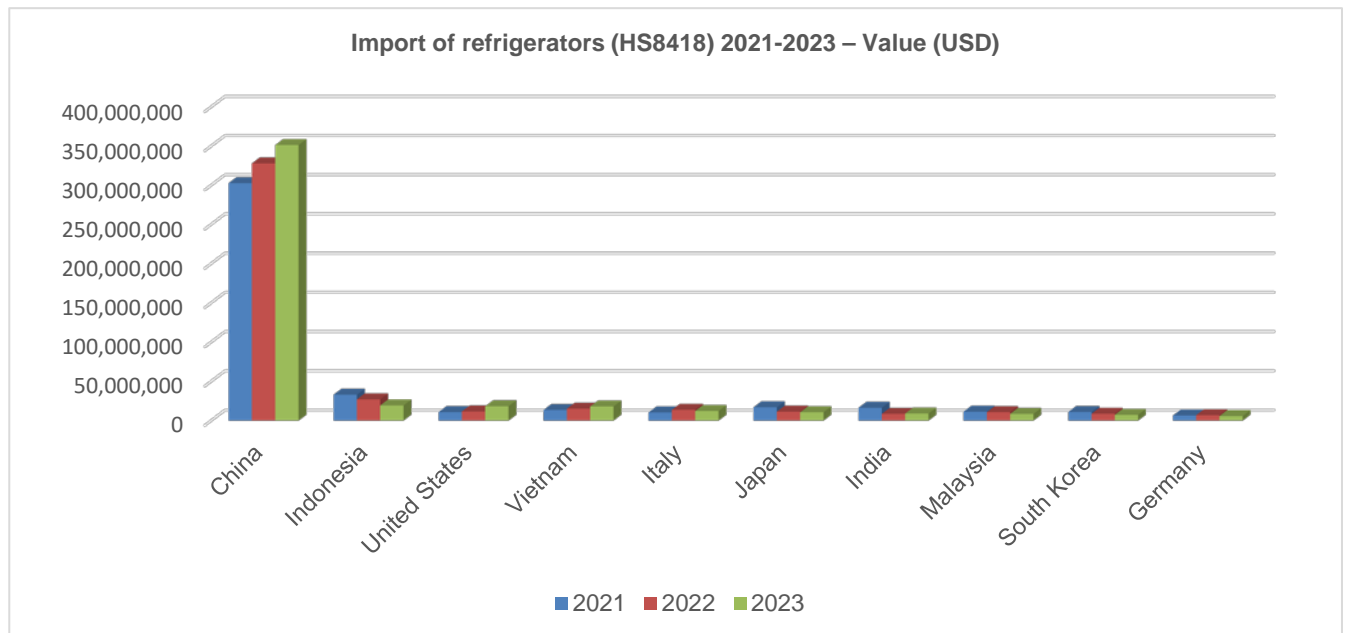
- HS Code 84185099 : - Other furniture (chests, cabinets, display counters, show-cases and the like) for storage and display, incorporating refrigerating or freezing equipment - - Other - - - Other
- HS Code 84186100 : - Other refrigerating or freezing equipment; heat pumps - - Heat pumps other than air conditioning machines of heading 84.15 (General rate: Exempted; Ceiling rate: 60%)
- HS Code 841869 : - Other refrigerating or freezing equipment; heat pumps - - Other :
- HS Code 84186910 : - - - Beverage coolers (General rate: 10%; Ceiling rate: 60%)
- HS Code 84186930 : - - - Cold water dispenser (General rate: 10%; Ceiling rate: 60%)
- HS Code 84186941 : - - - Water chillers with a refrigeration capacity exceeding 21.10 kW - - - - For air conditioning machines (General rate: Exempted; Ceiling rate: 60%)
- HS Code 84186949 : - - - Water chillers with a refrigeration capacity exceeding 21.10 kW - - - - Other (General rate:5%; Ceiling rate: 60%)
- HS Code 84186950 : - - - Scale ice-maker units (General rate: Exempted; Ceiling rate: 60%)
- HS Code 84186990 : - - - Other (General rate: Exempted; Ceiling rate: 60%)
- HS Code 84189100 : - Parts - - Furniture designed to receive refrigerating or freezing equipment (General rate: 10%; Ceiling rate: 60%)
- HS Code 841899 : - - Parts - - Other
- HS Code 84189910 : - - - Evaporators or condensers (General rate: Exempted; Ceiling rate: 60%)
- HS Code 84189940 : - - - Aluminium roll-bonded panels of a kind used for the goods of subheading 8418.10.31, 8418.10.32, 8418.21.10, 8418.21.90 or 8418.29.00 (General rate: 40%; Ceiling rate: 60%)
- HS Code 84189990 : - - - Other (General rate: Exempted; Ceiling rate: 60%)

**Import of refrigerators (HS8418) 2021-2023 – Value (USD)**

USD, %

No	Country	Value: USD			Share (%)			Growth rate (%)	
		2021	2022	2023	2021	2022	2023	2022 /21	2023 /22
	<b>World</b>	<b>462,810,340</b>	<b>468,961,203</b>	<b>486,865,011</b>	<b>100</b>	<b>100</b>	<b>100</b>	<b>1.33</b>	<b>3.82</b>
1	<b>China</b>	302,739,515	327,947,296	351,370,024	65.41	69.93	72.17	8.33	7.14
2	<b>Indonesia</b>	33,057,398	27,135,044	19,406,549	7.14	5.79	3.99	-17.92	-28.48
3	<b>United States</b>	10,922,702	11,737,462	18,372,154	2.36	2.50	3.77	7.46	56.53
4	<b>Vietnam</b>	13,604,720	15,268,724	18,095,942	2.94	3.26	3.72	12.23	18.52
5	<b>Italy</b>	10,496,307	13,825,327	12,308,996	2.27	2.95	2.53	31.72	-10.97
6	<b>Japan</b>	17,042,151	11,512,206	10,734,394	3.68	2.45	2.20	-32.45	-6.76
7	<b>India</b>	16,424,372	8,696,139	9,106,532	3.55	1.85	1.87	-47.05	4.72
8	<b>Malaysia</b>	11,417,065	10,863,797	8,670,397	2.47	2.32	1.78	-4.85	-20.19
9	<b>South Korea</b>	11,071,924	8,790,389	7,398,217	2.39	1.87	1.52	-20.61	-15.84
10	<b>Germany</b>	6,594,600	6,985,389	5,801,436	1.42	1.49	1.19	5.93	-16.95

Source: Thailand Ministry of Commerce



Source: Thailand Ministry of Commerce

**4. Table, kitchen or other household articles (of copper)**

**Customs Tariffs**

General rate 20%; Ceiling rate 60%

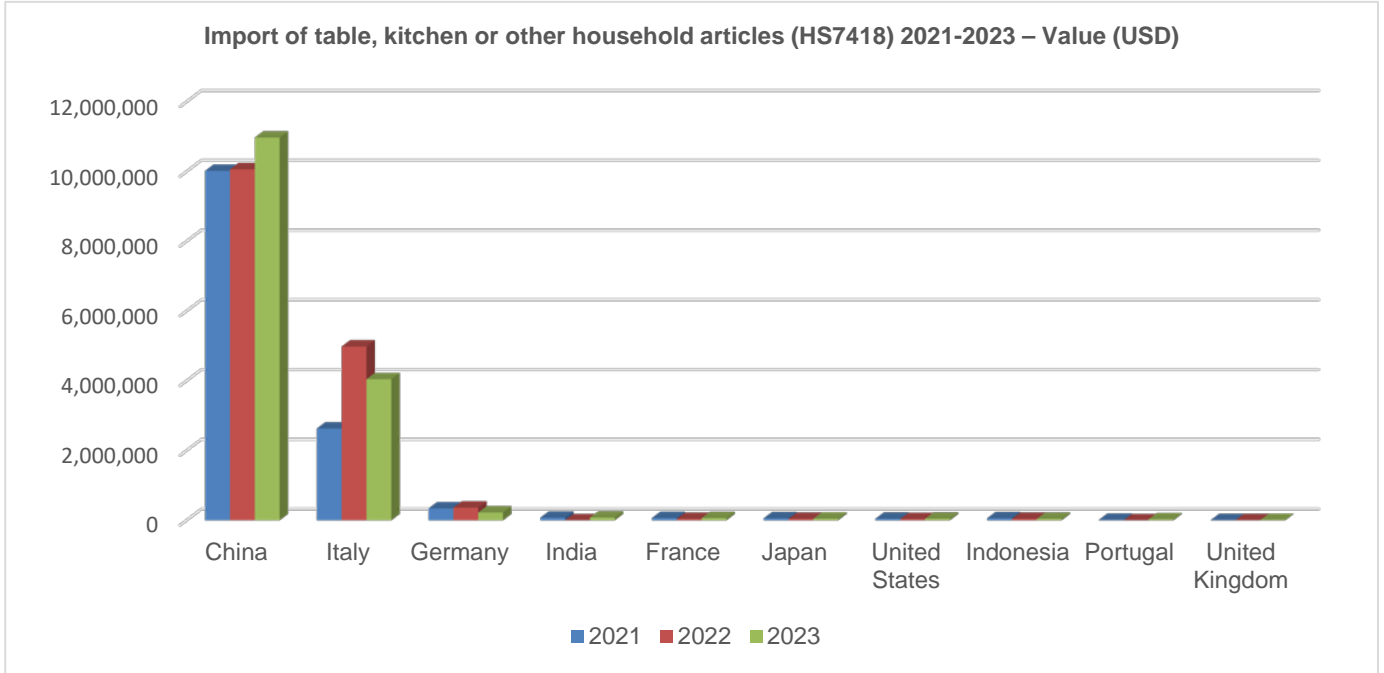
- HS Code 7418 : Table, kitchen or other household articles and parts thereof, of copper; pot scourers and scouring or polishing pads, gloves and the like, of copper; sanitary ware and parts thereof, of copper.
- HS Code 741810 : - Table, kitchen or other household articles and parts thereof; pot scourers and scouring or polishing pads, gloves and the like :
- HS Code 74181010 : - - Pot scourers and scouring or polishing pads, gloves and the like
- HS Code 74181030 : - - Cooking or heating apparatus of a kind used for household purposes, non-electric and parts thereof
- HS Code 74181090 : - - Other
- HS Code 74182000 : - Sanitary ware and parts thereof

**Import of table, kitchen or other household articles (HS7418) 2021-2023 – Value (USD)**

USD, %

No	Country	Value: USD			Share (%)			Growth rate (%)	
		2021	2022	2023	2021	2022	2023	2022 /21	2023 /22
	<b>World</b>	<b>15,764,172</b>	<b>15,601,164</b>	<b>13,471,651</b>	<b>100</b>	<b>100</b>	<b>100</b>	<b>-1.03</b>	<b>-13.65</b>
1	<b>China</b>	10,019,998	10,065,017	10,973,471	63.85	70.34	84.17	9.03	3.34
2	<b>Italy</b>	2,631,528	4,984,256	4,045,212	31.62	25.93	11.06	-18.84	-63.18
3	<b>Germany</b>	341,089	363,164	223,138	2.30	1.43	1.35	-38.56	-18.56
4	<b>India</b>	73,870	108	79,460	0.69	0.51	0.76	-26.47	28.56
5	<b>France</b>	66,364	39,802	62,411	0.25	0.40	0.54	56.80	16.96
6	<b>Japan</b>	56,952	42,090	45,867	0.27	0.29	0.38	8.97	10.25
7	<b>USA</b>	44,722	35,022	44,317	0.27	0.27	0.36	-1.98	15.30
8	<b>Indonesia</b>	58,636	42,337	41,497	0.22	0.28	0.24	26.54	-27.18
9	<b>Portugal</b>	13,494	1,449	28,576	0.00	0.02	0.20	1634.98	670.33
10	<b>UK</b>	5,354	4,854	9,468	0.00	0.06	0.16	5906.94	152.67

Source: Thailand Ministry of Commerce



Source: Thailand Ministry of Commerce

**5. Table, kitchen, or other household articles (of iron or steel)**

- HS Code 7323 : Table, kitchen or other household articles and parts thereof, of iron or steel; iron or steel wool; pot scourers and scouring or polishing pads, gloves and the like, of iron or steel.  
(General rate 20%; Ceiling rate 35%)
- HS Code 73231000 : - Iron or steel wool; pot scourers and scouring or polishing pads, gloves and the like - Other :
- HS Code 732391 : - - Of cast iron, not enameled :  
(General rate 20%; Ceiling rate 60%)
- HS Code 73239110 : - - - Kitchenware
- HS Code 73239120 : - - - Ashtrays
- HS Code 73239190 : - - - Other
- HS Code 73239200 : - - Of cast iron, enameled :  
(General rate 20%; Ceiling rate 60%)
- HS Code 732393 : - - Of stainless steel :  
(General rate 10%; Ceiling rate 60%)
- HS Code 73239310 : - - - Kitchenware
- HS Code 73239320 : - - - Ashtrays
- HS Code 73239390 : - - - Other
- HS Code 73239400 : - - Of iron (other than cast iron) or steel, enameled :  
(General rate 20%; Ceiling rate 60%)



HS Code 732399 : - - Other :  
 (General rate 20%; Ceiling rate 60%)

HS Code 73239910 : - - - Kitchenware

HS Code 73239920 : - - - Ashtrays

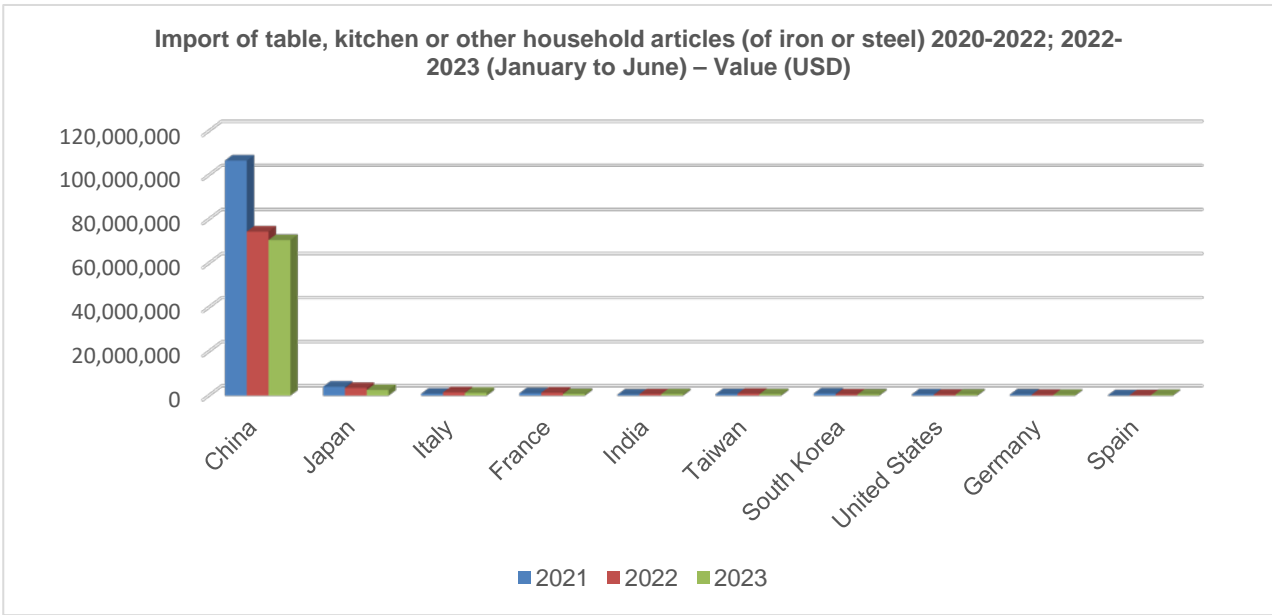
HS Code 73239990 : - - - Other

**Import of table, kitchen or other household articles (of iron or steel) (HS7323) 2021-2023 – Value (USD)**

USD, %

No	Country	Value: USD			Share (%)			Growth rate (%)	
		2021	2022	2023	2021	2022	2023	2022 /21	2023 /22
	<b>World</b>	<b>118,036,673</b>	<b>86,576,215</b>	<b>80,178,395</b>	<b>100</b>	<b>100</b>	<b>100</b>	<b>-26.65</b>	<b>-7.39</b>
1	<b>China</b>	106,640,792	74,427,575	70,575,891	90.35	85.97	88.02	-30.21	-5.18
2	<b>Japan</b>	4,058,777	3,503,371	2,577,604	3.44	4.05	3.21	-13.68	-26.43
3	<b>Italy</b>	876,437	1,503,688	1,244,571	0.74	1.74	1.55	71.57	-17.23
4	<b>France</b>	1,074,451	1,341,337	759,764	0.91	1.55	0.95	24.84	-43.36
5	<b>India</b>	477,977	664,005	682,596	0.40	0.77	0.85	38.92	2.80
6	<b>Taiwan</b>	682,857	881,582	654,799	0.58	1.02	0.82	29.10	-25.72
7	<b>South Korea</b>	980,392	580,526	525,765	0.83	0.67	0.66	-40.79	-9.43
8	<b>United States</b>	595,593	446,742	483,138	0.50	0.52	0.60	-24.99	8.15
9	<b>Germany</b>	500,253	368,426	324,665	0.42	0.43	0.40	-26.35	-11.88
10	<b>Spain</b>	95,180	153,496	279,223	0.08	0.18	0.35	61.27	81.91

Source: Thailand Ministry of Commerce



Source: Thailand Ministry of Commerce

**6. Tableware, kitchenware, other household articles and hygienic or toilet articles, of plastics**

**Customs Tariffs**

General rate 30%; Ceiling rate 40%

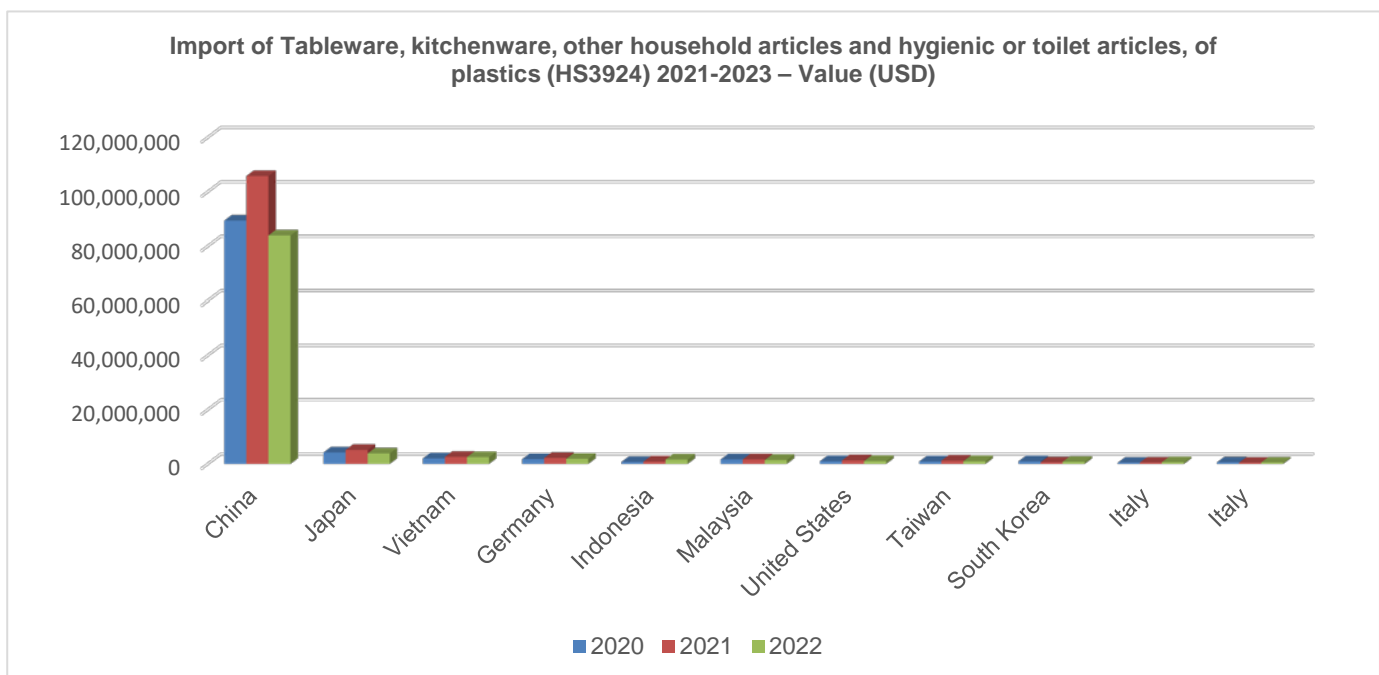
- HS Code 3924 : Tableware, kitchenware, other household articles and hygienic or toilet articles, of plastics.  
(General rate 20%; Ceiling rate 35%)
- HS Code 392410 : - Tableware and kitchenware :
- HS Code 39241010 : - - Of melamine
- HS Code 39241091 : - - Other - - - Baby feeding bottles
- HS Code 39241099 : - - Other - - Other
- HS Code 392490 : - Other :
- HS Code 39249010 : - - Bed pans, urinals (portable type) or chamber-pots
- HS Code 39249020 : - - Nipple former, breastshells, nipple shields, hand expression funnel
- HS Code 39249030 : - - Supplementary feeding system for babies
- HS Code 39249090 : - - Other :

**Import of Tableware, kitchenware, other household articles and hygienic or toilet articles, of plastics (HS3924) 2021-2023 – Value (USD)**

USD, %

No	Country	Value: USD			Share (%)			Growth rate (%)	
		2021	2022	2023	2021	2022	2023	2022 /21	2023 /22
	<b>World</b>	<b>106,533,731</b>	<b>126,193,899</b>	<b>101,986,993</b>	<b>100</b>	<b>100</b>	<b>100</b>	<b>18.45</b>	<b>-19.18</b>
1	<b>China</b>	89,407,714	105,784,188	83,916,990	83.92	83.83	82.28	18.32	-20.67
2	<b>Japan</b>	4,226,915	5,156,805	3,863,985	3.97	4.09	3.79	22.00	-25.07
3	<b>Vietnam</b>	2,030,631	2,603,162	2,521,805	1.91	2.06	2.47	28.19	-3.13
4	<b>Germany</b>	1,756,072	2,211,349	1,881,566	1.65	1.75	1.84	25.93	-14.91
5	<b>Indonesia</b>	697,656	865,495	1,590,846	0.65	0.69	1.56	24.06	83.81
6	<b>Malaysia</b>	1,645,571	1,666,898	1,440,918	1.54	1.32	1.41	1.30	-13.56
7	<b>United States</b>	987,952	1,303,813	1,057,295	0.93	1.03	1.04	31.97	-18.91
8	<b>Taiwan</b>	883,823	1,173,441	993,472	0.83	0.93	0.97	32.77	-15.34
9	<b>South Korea</b>	953,017	591,251	776,229	0.89	0.47	0.76	-37.96	31.29
10	<b>Italy</b>	439,408	504,255	629,733	0.41	0.40	0.62	14.76	24.88

Source: Thailand Ministry of Commerce



Source: Thailand Ministry of Commerce

## 7. Stoves

### Customs Tariffs

General rate 20%; Ceiling rate 60%

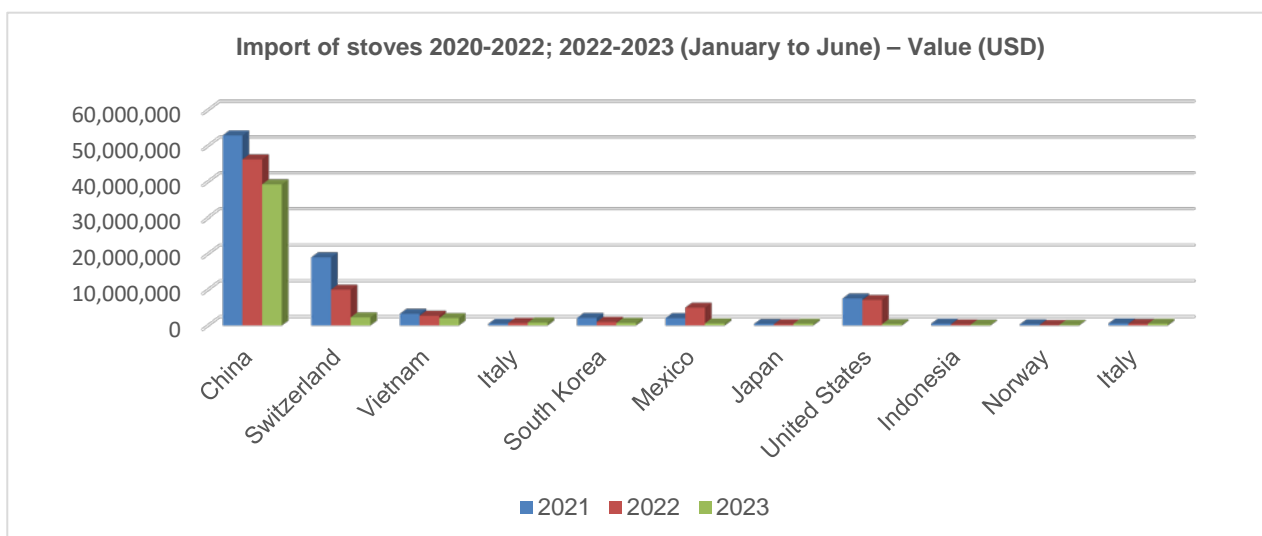
HS Code 7321	: Stoves, ranges, grates, cookers (including those with subsidiary boilers for central heating), barbecues, braziers, gas-rings, plate warmers and similar non-electric domestic appliances, and parts thereof, of iron or steel
HS Code 73211100	: - Cooking appliances and plate warmers - - For gas fuel or for both gas and other fuels
HS Code 73211200	: - Cooking appliances and plate warmers - - For liquid fuel
HS Code 732119	: - Cooking appliances and plate warmers - - Other, including appliances for solid fuel :
HS Code 73211910	: - - - For solid fuel
HS Code 73211990	: - - - Other
HS Code 73218100	: - Other appliances - - For gas fuel or for both gas and other fuels
HS Code 73218200	: - Other appliances - - For liquid fuel
HS Code 73218900	: - Other appliances - - Other, including appliances for solid fuel
HS Code 732190	: - Parts :
HS Code 73219010	: - - Of kerosene stoves
HS Code 73219021	: - - Of cooking appliances and plate warmers using gas fuel - - - Burner; components made by stamping or pressing processes
HS Code 73219029	: - - Of cooking appliances and plate warmers using gas fuel - - - Other
HS Code 73219090	: - - Other

**Import of stoves (HS7321) 2021-2023 – Value (USD)**

USD, %

No	Country	Value: USD			Share (%)			Growth rate (%)	
		2021	2022	2023	2021	2022	2023	2022 /21	2023 /22
<b>World</b>		<b>89,750,550</b>	<b>75,209,797</b>	<b>47,750,222</b>	<b>100</b>	<b>100</b>	<b>100</b>	<b>-16.20</b>	<b>-36.51</b>
1	<b>China</b>	52,889,071	46,191,592	39,233,839	58.93	61.42	82.16	-12.66	-15.06
2	<b>Switzerland</b>	19,034,331	10,009,153	2,281,117	21.21	13.31	4.78	-47.42	-77.21
3	<b>Vietnam</b>	3,270,750	2,716,785	2,075,817	3.64	3.61	4.35	-16.94	-23.59
4	<b>Italy</b>	485,729	694,205	833,017	0.54	0.92	1.74	42.92	20.00
5	<b>South Korea</b>	2,113,011	1,005,516	721,475	2.35	1.34	1.51	-52.41	-28.25
6	<b>Mexico</b>	2,064,608	4,981,936	585,454	2.30	6.62	1.23	141.30	-88.25
7	<b>Japan</b>	442,154	342,345	507,554	0.49	0.46	1.06	-22.57	48.26
8	<b>United States</b>	7,556,740	7,128,450	373,496	8.42	9.48	0.78	-5.67	-94.76
9	<b>Indonesia</b>	519,493	303,513	226,527	0.58	0.40	0.47	-41.58	-25.36
10	<b>Norway</b>	325,797	140,458	164,259	0.36	0.19	0.34	-56.89	16.95

Source: Thailand Ministry of Commerce



Source: Thailand Ministry of Commerce

## 8. Ceramic tableware

### Customs Tariffs

General rate 30%; Ceiling rate 80%

HS Code 6912

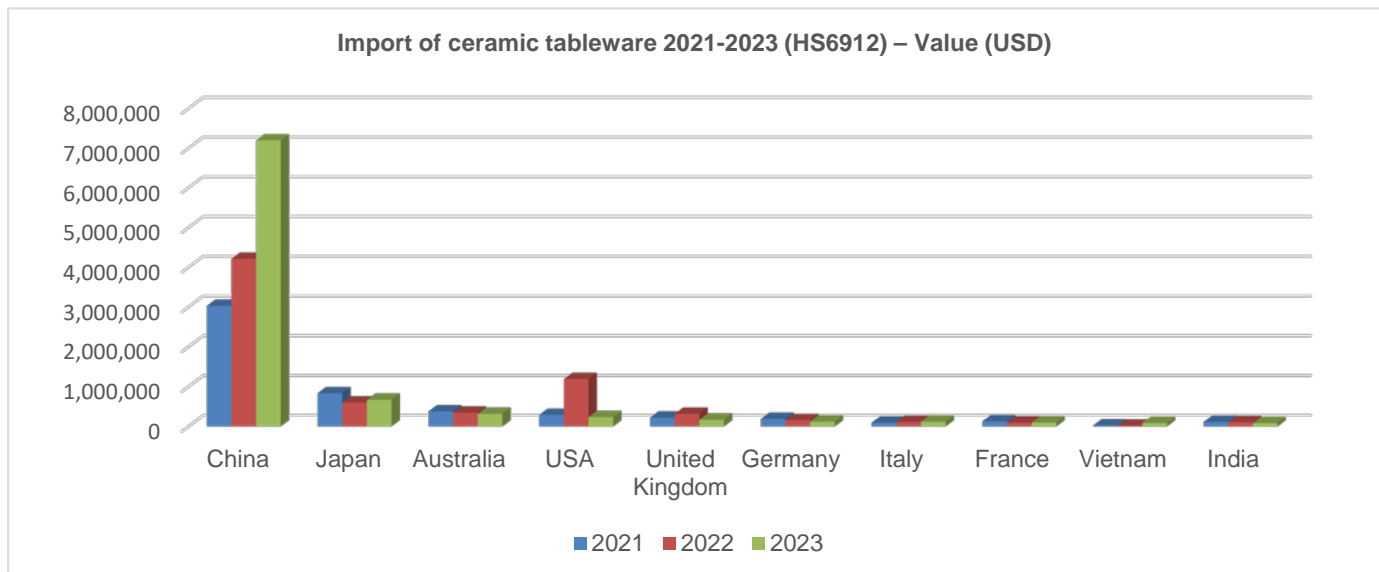
: Ceramic tableware, kitchenware, other household articles and toilet articles, other than of porcelain or china.

### Import of ceramic tableware 2021-2023 (HS6912) – Value (USD)

USD, %

No	Country	Value: USD			Share (%)			Growth rate (%)	
		2021	2022	2023	2021	2022	2023	2022 /21	2023 /22
	<b>World</b>	<b>6,434,047</b>	<b>10,390,538</b>	<b>10,244,149</b>	<b>100</b>	<b>100</b>	<b>100</b>	<b>61.49</b>	<b>-1.41</b>
1	<b>China</b>	3,032,572	4,216,054	7,198,946	47.13	40.58	70.27	39.03	70.75
2	<b>Japan</b>	836,271	602,402	670,227	13.00	5.80	6.54	-27.97	11.26
3	<b>Australia</b>	378,606	347,373	316,007	5.88	3.34	3.08	-8.25	-9.03
4	<b>USA</b>	291,161	1,192,958	234,543	4.53	11.48	2.29	309.72	-80.34
5	<b>United Kingdom</b>	224,193	318,446	169,374	3.48	3.06	1.65	42.04	-46.81
6	<b>Germany</b>	192,251	159,424	123,818	2.99	1.53	1.21	-17.08	-22.33
7	<b>Italy</b>	95,864	115,394	120,462	1.49	1.11	1.18	20.37	4.39
8	<b>France</b>	131,142	99,084	100,608	2.04	0.95	0.98	-24.45	1.54
9	<b>Vietnam</b>	25,389	21,794	87,910	0.39	0.21	0.86	-14.16	303.37
10	<b>India</b>	115,383	108,578	86,319	1.79	1.04	0.84	-5.90	-20.50

Source: Thailand Ministry of Commerce



Source: Thailand Ministry of Commerce

## 9. Knives and cutting blades

### Customs Tariffs

General rate 10%; Ceiling rate 25%

HS Code 820830

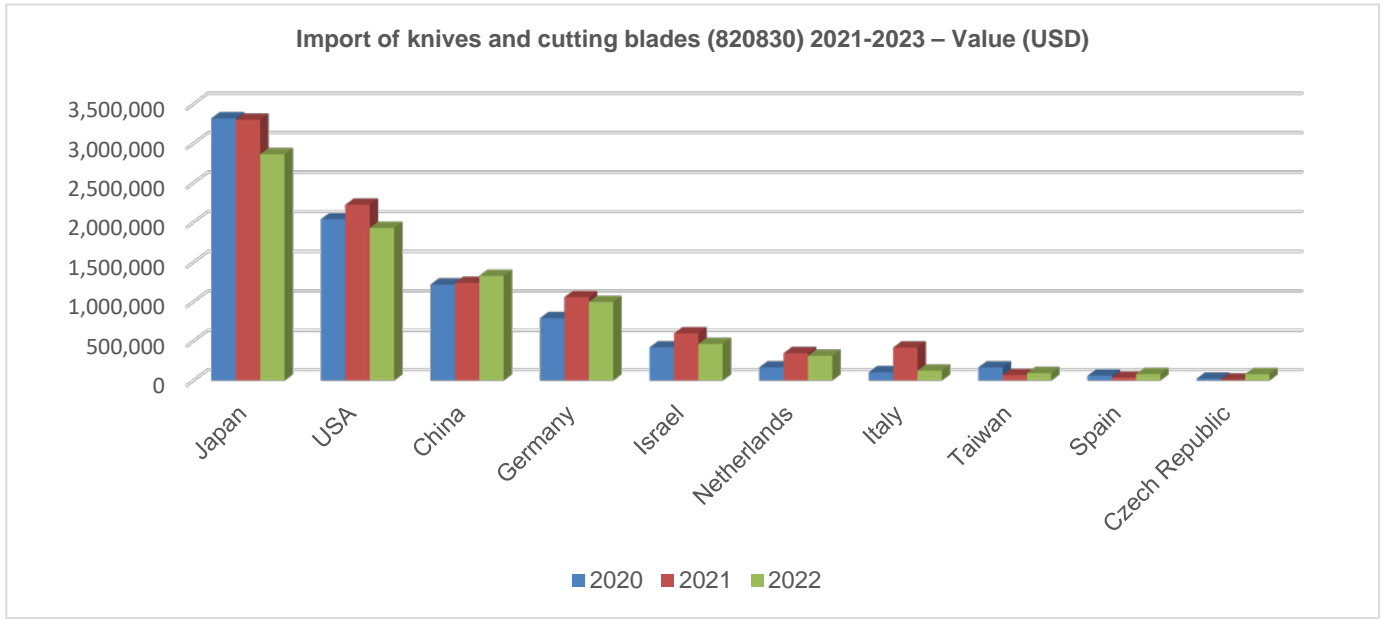
: Knives and cutting blades, for machines or for mechanical appliances - For kitchen appliances or for machines used by the food industry

### Import of knives and cutting blades (820830) 2021-2023 – Value (USD)

USD, %

No	Country	Value: USD			Share (%)			Growth rate (%)	
		2021	2022	2023	2021	2022	2023	2022 /21	2023 /22
	<b>World</b>	<b>8,950,938</b>	<b>9,915,648</b>	<b>8,769,014</b>	<b>100</b>	<b>100</b>	<b>100</b>	<b>10.78</b>	<b>-11.56</b>
1	<b>Japan</b>	3,321,407	3,303,422	2,864,454	37.11	33.32	32.67	-0.54	-13.29
2	<b>USA</b>	2,040,653	2,223,582	1,928,936	22.80	22.42	22.00	8.96	-13.25
3	<b>China</b>	1,219,118	1,240,888	1,328,872	13.62	12.51	15.15	1.79	7.09
4	<b>Germany</b>	792,423	1,059,040	997,953	8.85	10.68	11.38	33.65	-5.77
5	<b>Israel</b>	421,964	599,574	464,118	4.71	6.05	5.29	42.09	-22.59
6	<b>Netherlands</b>	166,465	347,503	314,453	1.86	3.50	3.59	108.75	-9.51
7	<b>Italy</b>	106,725	418,229	125,387	1.19	4.22	1.43	291.88	-70.02
8	<b>Taiwan</b>	165,921	71,739	94,918	1.85	0.72	1.08	-56.76	32.31
9	<b>Spain</b>	63,001	37,851	82,116	0.70	0.38	0.94	-39.92	116.95
10	<b>Czech Republic</b>	24,020	12,637	81,619	0.27	0.13	0.93	-47.39	545.87

Source: Thailand Ministry of Commerce



Source: Thailand Ministry of Commerce

*ICE Bangkok*  
*February 2024*





---

**BANGKOK OFFICE**

14th Floor, Bubbajit building  
20 North Sathorn Rd,  
Silom, Bangrak, Bangkok  
Thailand 10500  
bangkok@ice.it  
T +66 26338491

[www.ice.it](http://www.ice.it)

Italian Trade Agency 

@ITAttradeagency 

ITA - Italian Trade Agency 

@itatradeagency 